

Internship Orientation Seminar

Becoming Theologically Reflective Practitioners

INTD 0701

March 23, 2021

Agenda

- Overview
- WHO (is involved)
- WHERE (possible ministry sites)
- WHY (purpose and outcomes of internship program and seminars)
- WHAT (learning to theologically reflect)
- HOW (registration, assignments -- the case studies and final paper)
- WHEN (important dates)

Pre

- 15 courses completed
- Prerequisites (Leadership Development; Spiritual Formation; Gospel, Church and Culture)

Prep

- **Application Form**, meet with internship director
- Determine site preferences and generate internship options

Site

- Interview potential supervisors
- Arrange placement site (**Site Placement Form**)

Reg'n

- Create **Learning Covenant** (outline requirements, goals and expectations)
- Register for course (**Non-Classroom Registration Form**)

Int

- Participate in on-site ministry internship (10 hours per week)
- Attend 6 reflection seminars (three per semester and one case study per semester)

Post

- Complete 260 hours of internship with 24 supervision sessions
- Complete and submit evaluation forms and final paper

WHO are the key people involved in INTERNSHIP?

- 1) You – students – doing a placement in a ministry context
- 2) Other students in reflection seminars
- 3) Placement Supervisor/Ministry Mentor – at site
- 4) Outside mentor – someone to give perspective – off site
- 5) Internship Director at Tyndale – Dr. Michael Krause
email: mkrause@tyndale.ca
- 6) Ministry Reflection Seminar Professor at Tyndale
Rev. Dr. Marilyn Draper email: mdraper@tyndale.ca
- 7) Internship Admin Assistant: Tabitha Mui tmui@tyndale.ca

WHO – Collective Learning

Supervisor

- What can I learn from this person?
- Networking – To whom can they introduce me?
- Are there other people with whom I should connect – other ministries, churches, people within the denomination?
- Meet weekly with supervisor

WHERE – Ministry Sites

- There are literally hundreds of ministry sites in the GTA
- Many types of ministry experience – not just churches
 - Chaplaincy
 - Marginalized people groups
 - Missions (local & international)
- Always more sites than students available
- We have a history of all previous ministry sites plus others who contact us looking for interns

WHERE – Key Factors

- Where do you want to go?
- What best fits your ministry goals and sense of calling?
- Who will your supervisor be? The key to a good internship experience is a supportive and knowledgeable supervisor.
- Will you be learning new skills? Will you be challenged?
- Is it different from what you've already done?
- Is there a theological, doctrinal, denominational fit?
- Is it convenient?

WHERE - Ordination?

- Does your ministry direction require ordination or credentialing?
- What is your “tribe” or denomination?
- Tyndale does not credential graduates – it only provides the core training for ministry.
- Credentialing requires a relationship with a church, with a denomination, and with the leaders within that denomination.
- Ordination usually requires 2-5 years of supervised ministry in the same denomination.

WHY? – Field Education/Internship

All Seminars:

- Recognize the value gained through experience
- Recognize the value in reflecting upon that experience together

Theological Reflection Seminars or **Ministry Reflection Seminars** are a required and critical accompaniment to supervised field learning in approved ministry settings.

WHY?

The required *Internship* (Field Education) is the cornerstone for the integration of theology and practice. The two-term Internship draws specifically on the student's learning and insights gleaned from the signature courses in *Leadership Development, Spiritual Formation, and Gospel, Church and Culture*.

WHY? -- Tyndale MDiv Program Outcomes

Students will:

- Develop breadth of knowledge and critical understanding of the theological disciplines.
- Acquire capacities for understanding and engaging the cultural, social, and global context of God's mission in the world.
- Experience personal and professional growth through a process of intellectual, spiritual and **ministry formation**.
- **Develop and hone skills for theologically reflective ministry practice in its various forms.**

WHY?

Internship has the formative aim of **developing theologically reflective Christian leaders** for service in the Church and the world.



WHY – Wise Discernment

Through engagement in **real-world ministry** in **supervised placements**, interns are provided with opportunities to **work alongside** experienced ministry mentors to develop **ministry competencies**, to set and meet individualized **learning goals**, and to discern, clarify and confirm their ministry **gifts and calling**.

WHY – Outcomes (from Syllabus)

1. Demonstrate **growth** in ministry capacities and competencies in accordance with their individualized learning covenant and their ministry major

WHY – Outcomes

2. Engage effectively in the practice of personal and group **theological reflection** on ministry experience

WHY – Outcomes

3. Analyze the social, cultural, and global context of **God's mission** in the world and in their own ministry setting

WHY – Outcomes

4. Understand the value of mentoring, supervision and peer accountability for **lifelong** personal, professional and spiritual growth

WHY – Outcomes

5. Identify and articulate one's **calling, aptitudes, growing edges, and personal philosophy of ministry**

WHY – Outcomes

6. Demonstrate an **integrative** understanding of the Biblical, theological, historical, spiritual and personal dimensions of Christian ministry

WHAT? Internship Requirements

At Ministry Placement Site

- Ten hours per week of ministry that helps your growth and development (260 hours)
- Weekly supervision with a Ministry Mentor/Supervisor
- Governed by the Learning Covenant
- Supervisor will complete evaluation

WHAT? Internship Requirements

- Attend 6 Ministry Reflection Seminars
- 2 Case Studies (one per semester for 2 total – submit to forum to share with other students)
- Student Self-Evaluations (mid-term – submit on classes page at end of first term and final – included with Summative Reflection Paper)
- 8-12 page Summative Reflection Paper (submit on webpage by last day of exam period in second term)

HOW? Ministry Reflection Seminar

- Format will be small groups
- Case study learning format
- Attend 6 seminars – three in first term and three in second term
- If you will miss a seminar, it is your responsibility to inform the group and reschedule
- Two case studies will be discussed during each seminar

HOW -- the Ministry Reflection Case Study?

- Submission of two 5-page ministry reflection case studies or ministry experience report (one per semester) for peer discussion in the Ministry Reflection Seminars
- This functions as the course textbook
- Guidelines on preparing ministry experience report (on webpage)

How? Registration

How to register – Four Forms

1. Application Form
2. Site Placement Form
3. Learning Covenant
4. Non-Classroom Registration Form

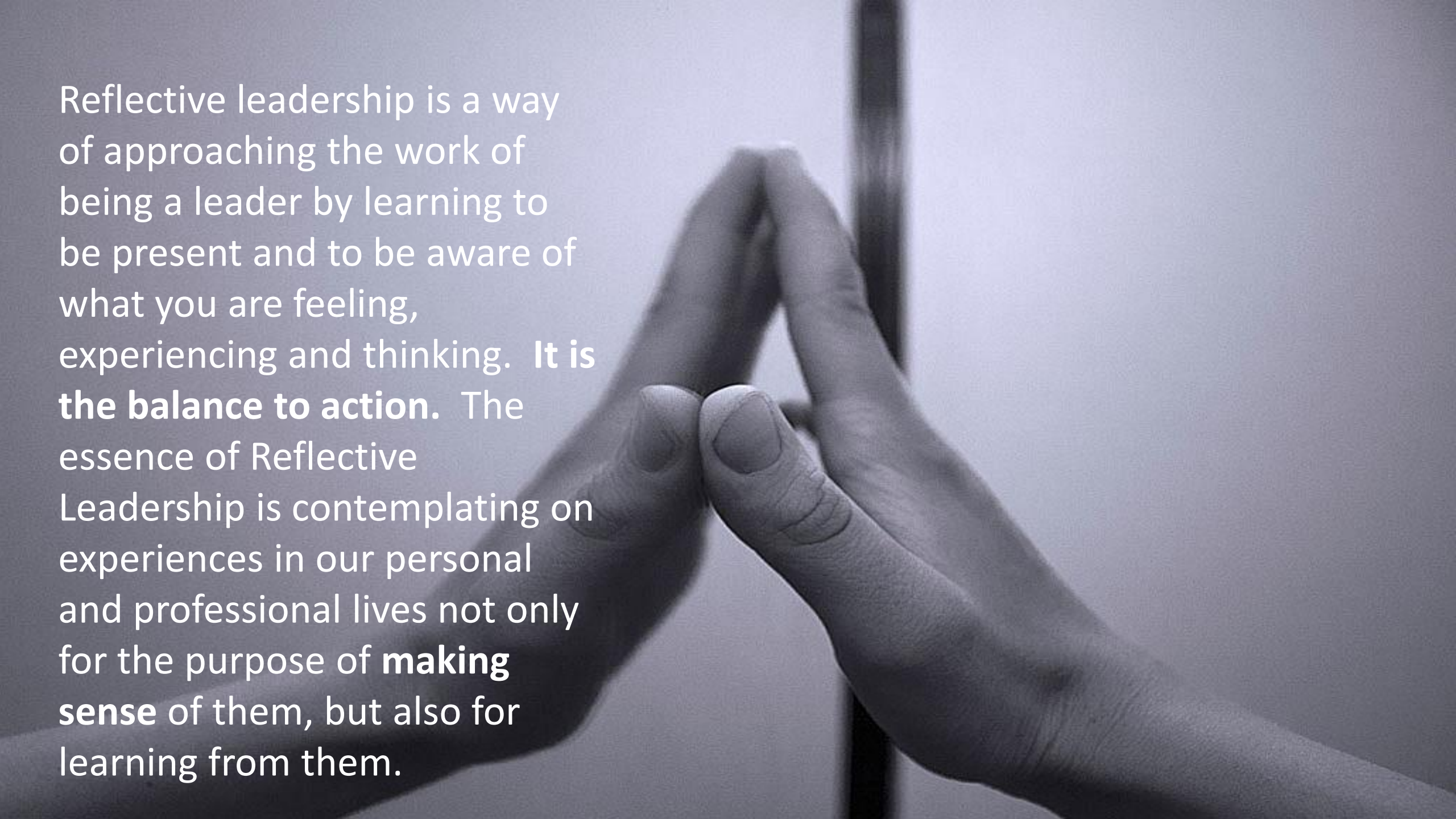
Submitted to the director and posted on the classes page

All Forms and Syllabi are found on the internship portal on your classes.Tyndale.ca page



We don't learn from
experience – we learn
from reflecting on
experience.

John Dewey

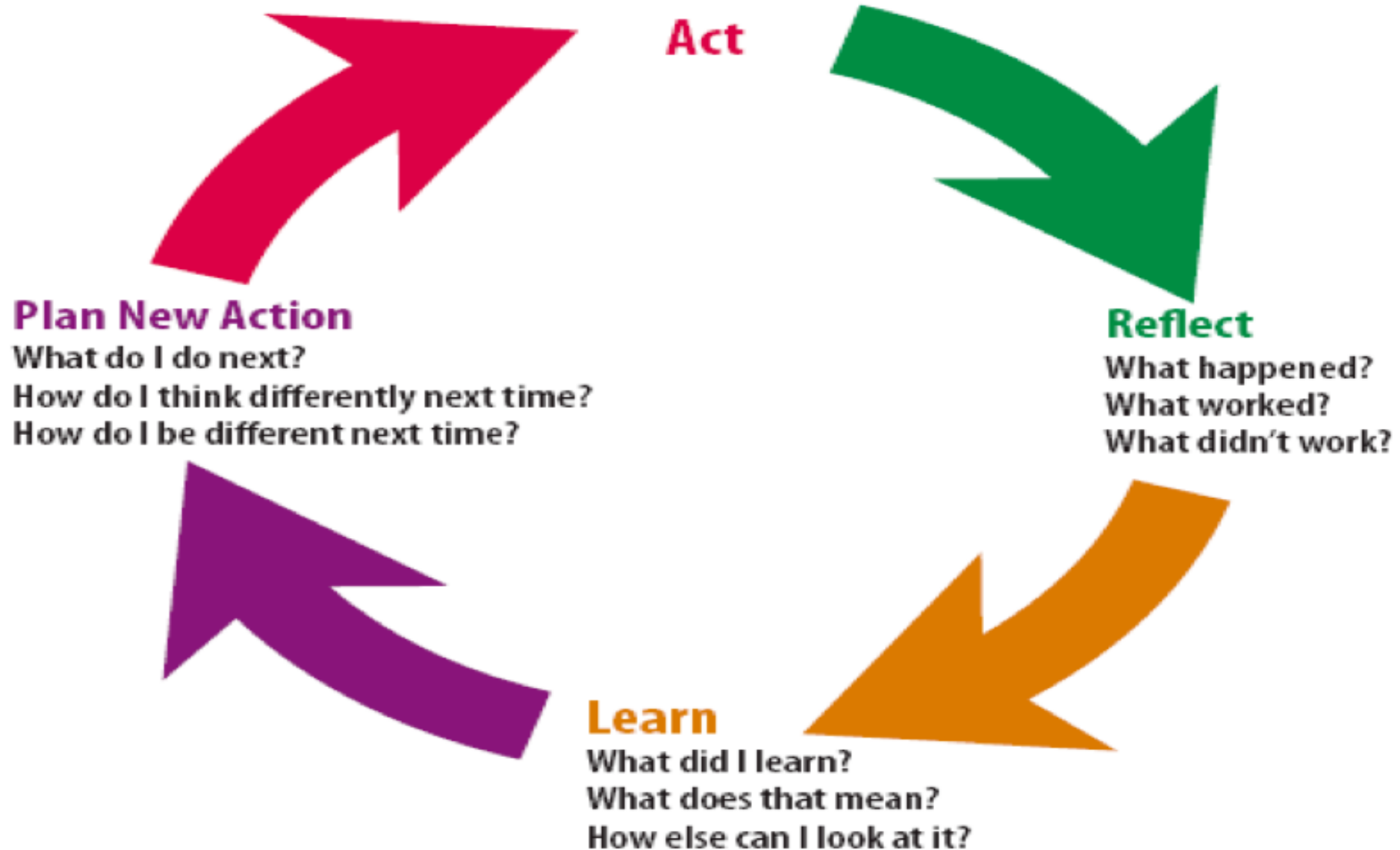


Reflective leadership is a way of approaching the work of being a leader by learning to be present and to be aware of what you are feeling, experiencing and thinking. **It is the balance to action.** The essence of Reflective Leadership is contemplating on experiences in our personal and professional lives not only for the purpose of **making sense** of them, but also for learning from them.

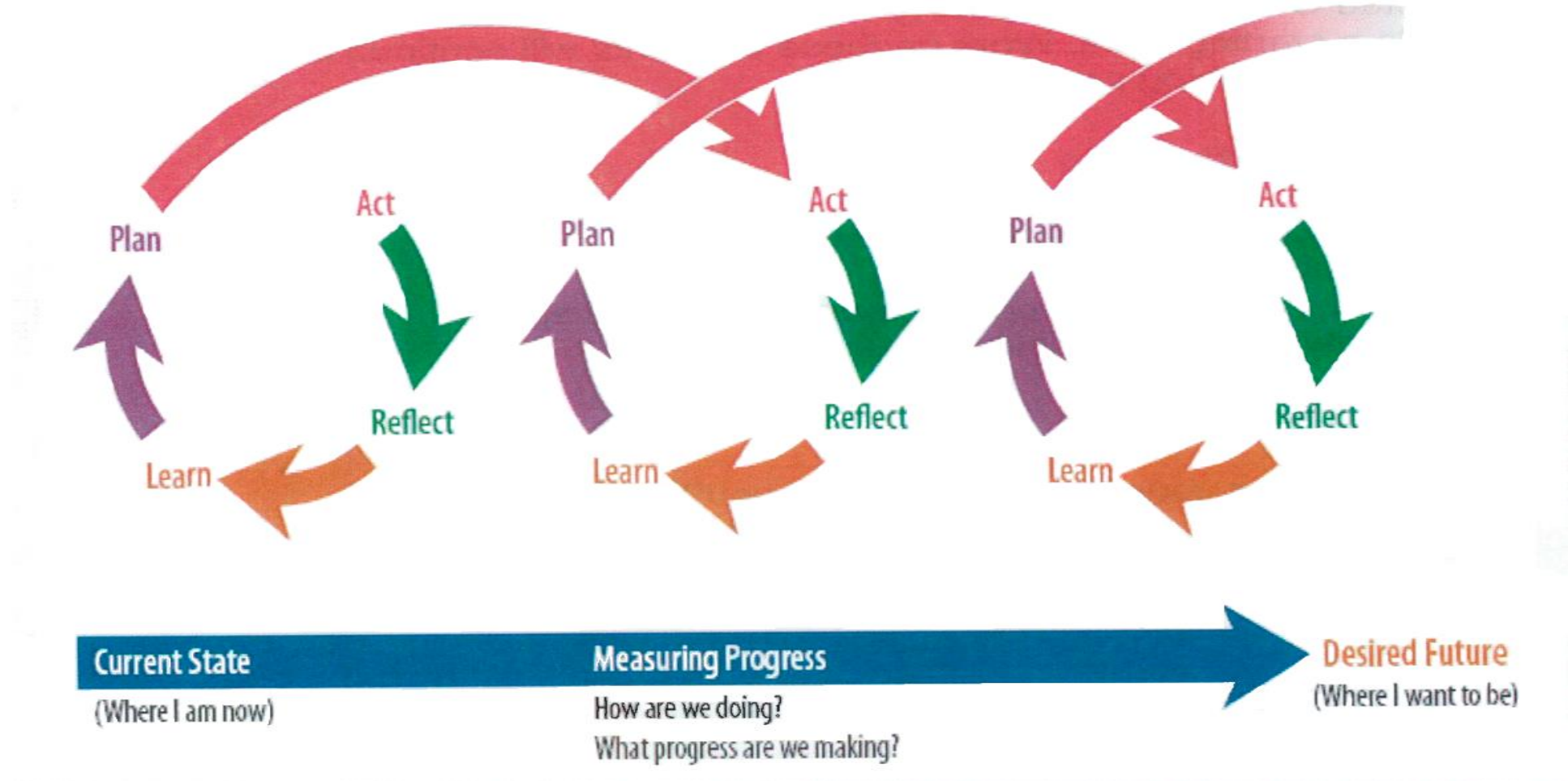
A silver HP laptop is open on a wooden desk. The screen displays a Windows desktop with a snowy mountain landscape wallpaper. Overlaid on the screen is the text: "RAM vs Hard Drive", "Reflection allows you to", "store learning into long-term", and "memory". To the left of the laptop is a small square clock with a yellow center and a red pomegranate. To the right is a potted plant with thick, green leaves.

RAM vs Hard Drive
Reflection allows you to
store learning into long-term
memory

Action Reflection Learning Cycle



Action Reflection Over Time



Reflection – Theological Reflection

“Theological reflection is the discipline of exploring our individual and corporate experience in conversation with the wisdom of a religious heritage. The conversation is a genuine dialogue that seeks to hear from our own beliefs, actions, and perspectives, as well as from those of the tradition. It respects the integrity of both. Theological reflection therefore may confirm, challenge, clarify, and expand how we understand our experience and how we understand the religious tradition. The outcome is new truth and meaning for living.”

(Kinast, *Let Ministry Teach*, 1990, p. 3)

Final Summative Integrative Reflection Paper

This paper is designed to facilitate a theologically reflective process that integrates your seminary learning and your internship praxis. You should incorporate learning that occurred while at your ministry site, through reflecting on the case studies, during the Ministry Reflection Seminars and, while writing the self-evaluations, as well as formative learning experiences that occurred during your years in seminary specifically referencing the summative assignments in LEAD 0510, SPIR 0700 and MISS 0782. Incorporate the growth that happened as you pursued the learning goals detailed in your learning covenant. Students are encouraged to be creative and reflective in their responses in whatever manner they wish.

WHEN?

- 2 Case Studies (one per term for 2 total – submit on webpage and to group)
 - Attend 6 Ministry Reflection Seminars
 1. Seminar – coordination session and form groups
 2. Seminar with small group in first term – case study assignment
 3. Seminar with small group in first term – case study assignment
 - Student Self Evaluation (mid-term – submit on classes page)
 - 4. Seminar with small group in second term – case study assignment
 - 5. Seminar with small group in second term – case study assignment
 - 6. Seminar – Conclusion, discuss Summative Papers
- Final Evaluation – (submit on classes webpage)
- 8-12 page Summative Reflection Paper (submit on classes page)

WHEN?

- The internship course is two semesters long and can start at the beginning of any semester (September, January, or May)
- The course is 3 semester hours (same as one semester courses)
- Cost is same as a one semester course
- Arranging a placement site should begin a few months before the start date

Plan for the Future

- Take ownership of your own learning – particularly with your supervisor – remember your learning goals – adjust as necessary



Plan for the Future

- Gain Experience
- Ministry Fit (Can I see myself doing this?)
- Career Direction
- Confirming God's Calling

